




ES PROMOTIONS RISK ASSESSMENT & METHOD STATEMENT



Risk Assessment of: **Table Football**

 Risk	 Existing Controls	Likelihood 1 - 5	Severity 1 - 5	Risk Score L x S	 Further Action to Take
Danger of over Enthusiastic Participants	If the game race is booked without an operator, ES Promotions advises that the client provide their own responsible adult to supervise the race. Children should not be left to use this equipment unsupervised.	2	1	2	None
Danger of unnecessary Injury	Ensure that no one uses the equipment who suffers from neck or back problems, heart complaints, is feeling unwell, suffering effects of alcohol of drugs or pregnant.	1	5	5	Players with the listed conditions who still wish to play <u>do so at their own risk</u> . However the operator has the right to refuse service to anyone they deem as a safety threat.
Injury from table tipping over	Table is sturdily designed with legs screwed to table top.	1	2	2	Players must not sit or lean heavily on the table.
Injury from equipment collapsing	When set up, the screws are all checked as well as the complete structure being regularly checked for faults.	1	1	1	Players must not sit or lean heavily on the table.
Injury from spectators being hit by ball.	Guests and spectators should stand a safe distance away from players.	2	2	4	Please enforce this rule with your own supervisor if an ES Promotions operator isn't attending the event.
Injury from over stretching.	Players should stand a comfortable distance away from the table.	2	1	2	Please enforce this rule with your own supervisor if an ES Promotions operator isn't attending the event.

L=Likelihood S=Severity L X S = Risk Score with 1 = Lowest Risk and 25 = Highest

Risk and likelihood are worked out using numbers 1-5. These are then multiplied to give the risk score. ES Promotions recommend that clients undertake their own risk assessment to suit individual needs.

We strive to have no risk score over 10 and anything over 20 would result in ES Promotions not running the kit.

ES-Promotions, Unit 24 Larkwood Close, Kettering, Northants. NN16 9NQ
 Telephone: 01536 310 520 Fax: 01536 358 113 email: sales@es-promotions.com
www.es-promotions.com

ES PROMOTIONS RISK ASSESSMENT & METHOD STATEMENT

METHOD STATEMENT FOR TABLE FOOTBALL

All measurements in 'ft'.

UNIT SIZE (W x H x D)	4 x 3 x 5
MIN. AREA REQ. (W x D)	8 x 8
POWER REQUIRED	None
OPERATORS	1

- 1) **Arrival on site**
 - > Find a safe and practical entrance point to unload kit
 - > Confirm location is suitable for equipment
 - > Ensure ground is flat and free from obstructions
 - > Allow a minimum of 2ft (0.6m) clearance around unit

- 2) **The Set Up**
 - > Use a sackbarrow to move unit into position
 - > Lean unit with the top facing against a stable wall, and using bolts provided attach first set of legs to the unit; depending on which table you have will depend on how the legs are assembled, but all are pretty self explanatory
 - > Place the second set of legs on and when done, gently lower unit onto floor
 - > Place 1 ball for play into one of the goals
 - > The unit is now ready for play

- 3) **The Operation**
 - > This unit is designed for 2 players at any one time
 - > You are not required to stay with this equipment during the operating hours

- 4) **The Pack Down**
 - > Ensure the area is clear of guests before commencing the pack down
 - > Place ball into plastic box, and use allen key to remove legs

ES PROMOTIONS RISK ASSESSMENT & METHOD STATEMENT

- > Load van in a safe and secure manner, before checking area for equipment

